

# Ventura Textiles Ltd.

**Ventura Textiles Ltd. | BSE Code: 516098 | Market Data as on Date: 05 Dec 2016**

Current Price (₹)	10.29	Market Cap (₹ Crores)	16.93	Book Value (₹)	(0.34)
52 Week High (₹)	17.87	Shares Outstanding	1,64,53,289	P/B Ratio	NA
52 Week Low (₹)	8.01	Beta - Sensex	(0.95)	Earnings Per Share (₹)	-
Face Value per Share (₹)	10.00	Dividend Yield (%)	-	P/E Ratio	-

## Company Info:

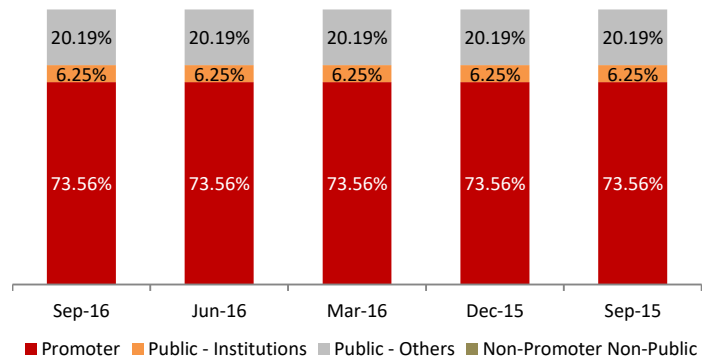
Incorporated as a private limited Company under the name Vijay Tubes & Cones Pvt Ltd, its name was changed to VTC Industries (VTCIL) in May '94 after its conversion into a public limited company and again changed as Ventura Textiles Corporation Ltd. The promoters of the Company were R P Kapur and his associates. The Company came out with its initial public offering in Oct.'94, aggregating Rs 1.13 cr to part-finance the capital by setting up a 100% export-oriented textile weaving unit. The total cost of the project was Rs 9.3 cr. The Company entered into a marketing tie-up with Kidarnath Kishanchand (a division of JCT) for its entire production. The Company has acquired land near Nashik for backward integration and also to add additional weaving capacity. The name of the Company has been changed during January 2005 from Ventura Textiles Corporation Ltd to Ventura Textiles Ltd.

## Peer Comparison

	Ventura Textiles	Grasim Industries	Haria Apparels
Sales	-	2,749.18	-
PAT	(0.41)	592.27	0.07
Equity	16.45	93.37	15.29
EPS	(0.25)	12.69	0.04
OPM %	-	32.33	16,650.00
NPM %	-	21.54	3,300.00

\* Peers are grouped according to sector and market cap

## Shareholding Pattern



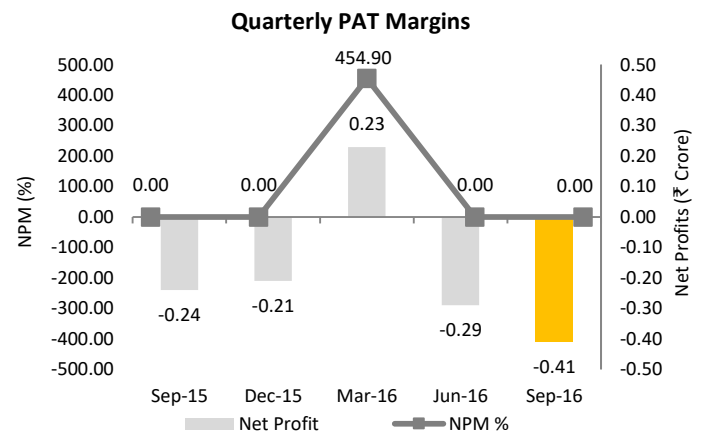
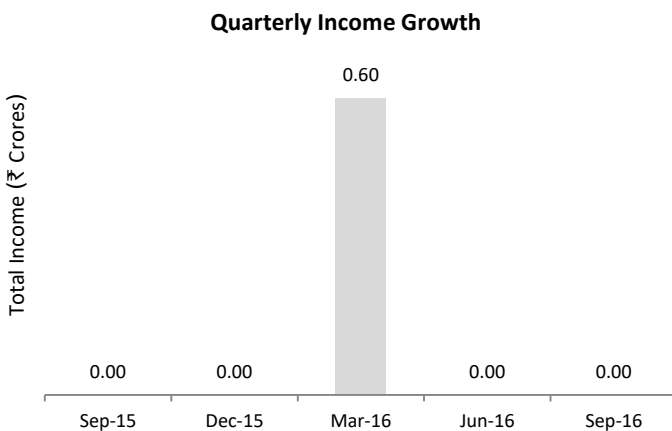
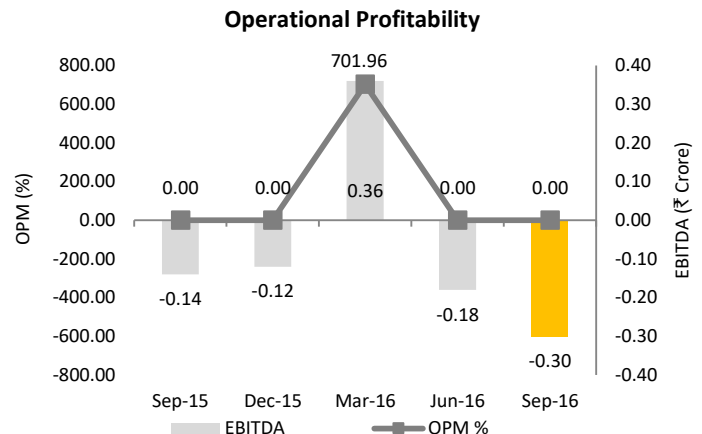
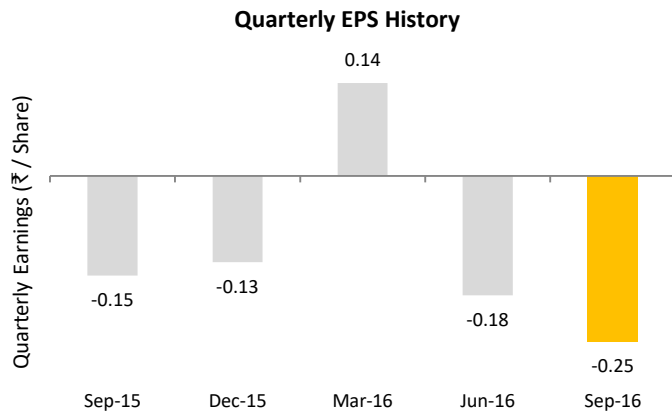
## Quarterly Review - Sep 16:

The Company did not record any revenue during the current quarter as no revenue was recorded for the corresponding quarter last year. The Profit after Tax (PAT) for the current quarter stood at ₹ -0.41 Crores.

## Quarterly Results:

### Income Statement

	Figures in ₹ Crores							
	Sep-16	% of (1)	Sep-15	% of (1)	Jun-16	% of (1)	Mar-16	% of (1)
Revenue	-	-	-	-	-	-	0.05	-
Total Income	-	-	-	-	-	-	0.60	-
Expenditure	(0.30)	-	(0.14)	-	(0.18)	-	(0.24)	-480.00%
Interest	-	-	-	-	-	-	-	-
PBDT	(0.30)	-	(0.14)	-	(0.18)	-	0.36	720.00%
PBIDT	(0.30)	-	(0.14)	-	(0.18)	-	0.36	720.00%
Depreciation	(0.11)	-	(0.10)	-	(0.11)	-	(0.13)	-260.00%
PBT	(0.41)	-	(0.24)	-	(0.29)	-	0.23	460.00%
Tax	-	-	-	-	-	-	-	-
Net Profit	(0.41)	-	(0.24)	-	(0.29)	-	0.23	460.00%

**Quarter on Quarter Changes:**


**DISCLOSURE:** THIS REPORT HAS BEEN SPONSORED BY BSE - INVESTOR PROTECTION FUND TRUST

**RESEARCH ANALYST:** WAHEED SHAIKH

**DISCLAIMER:** While SES has made every effort and has exercised due skill, care and diligence in compiling this report based on publicly available information, it neither guarantees its accuracy, completeness or usefulness, nor assumes any liability whatsoever for any consequence from its use. This report does not have any approval, express or implied, from any authority, nor is it required to have such approval. The users are strongly advised to exercise due diligence while using this report. This report in no manner constitutes an offer, solicitation or advice to buy or sell securities, nor solicits votes or proxies on behalf of any party. SES has no financial liability whatsoever, to the subscribers / users of this report. The report is released in India and SES has ensured that it is in accordance with Indian laws. Person resident outside India shall ensure that laws in their country are not violated while using this report; SES shall not be responsible for any such violation. This report should not be reproduced or redistributed or communicated directly or indirectly in any form to any other person - especially outside India or published or copied in whole or in part, for any purpose.

**ABOUT SES:** Stakeholders' Empowerment Services is a not for profit initiative of like-minded people with a vision to achieve a corporate governance state where all stakeholders are treated in just and fair manner. We believe that this journey can be possible only with active participation of all stakeholders. For more information please contact SES at +91 22 4022 0322, or via e-mail: [info@sesgovernance.com](mailto:info@sesgovernance.com)

SEBI Reg. No. INH000000016

Stakeholders' Education | Proxy Advisory | Corporate Governance Research | Corporate Governance Score